


PHOTOGRAPH SPECIFICATIONS FOR JAMAICAN PASSPORTS

In order to produce the right quality photographs for the Jamaican passport, please note the following guidelines:



PHOTOGRAPH SIZE

Photographs must be:

- 45millimetres (length) x 35 millimetres (width)
- A close-up of the face and shoulders so that the face covers approximately 65 to 75% of the photograph
- The photograph is to be cut to a size of about 35mm and there should be a margin of no less than 2mm from the top of the head (including hair) to the edge of the photograph
- The length of the face should be 25mm to 35mm from chin to the top of head

Guideline for good quality passport photographs

CHART 2



clothing blends into background



White hair against white background



Good



Objects in the background



Parent hand in picture



Good

BACKGROUND

- The photograph should be taken in colour with a matte/dull finish, against a plain background
- Applicants of light complexion should avoid wearing white clothing and should have the photograph taken against a pastel shaded background
- Applicants with grey/white hair should have their photograph taken against a pale blue or pastel background
- There must be no other person or objects in the photograph
- **Only** applicant should be visible in the photograph. Any object, including the back of chairs, flowers, pattern etc., in the background of a photograph is **un-acceptable**.
- There should be no background shadows

Guideline for good quality passport photographs



Out of focus



Pixelated



Good

PHOTOGRAPH QUALITY

- Two (2) passport-sized photographs are required for a passport application. The two photos must be identical.
- The photographs should not be more than 6 months old
- The photographs must be in sharp focus, high quality with no creases or ink marks
- Photographs should be printed on high quality paper (**Semi-Gloss recommended**) with a high quality resolution (**1200 DPI recommended**)
- A professional camera is recommended (8 mega pixels and above)
- The photograph should show the applicant looking directly at the camera. It should have the appropriate brightness and contrast. It should show color and skin tones naturally.


Guideline for good quality passport photographs



STYLE AND LIGHTING

- Excessive light reflections on the image is unacceptable
- Light distribution should be even throughout photograph
- Lighting must be uniformed with no shadows or reflections on the face or in the background
- Both edges of the face shall be clearly visible; as far as possible both ears ought to be visible.
- There shall be no red in the eyes
- The photograph should be colour neutral and should reflect applicants natural skin tone
- Eyes must be shown open and clearly visible; there should be no hair across the eyes or on the forehead
- The applicant should be shown facing square to the camera, with eyes fixed directly on the camera

Guideline for good quality passport photographs



HEAD COVERING

- Applicants should not wear head covering while taking photographs. However, it is permitted **only** for religious reasons.
- Where head gear is worn for religious reasons, facial features, including the outline of the face from bottom of chin to top of forehead, must be clearly shown; as far as possible both ears ought to be visible.

Guideline for good quality passport photographs



Tinted glasses



Dark glasses



Glasses across eyes



Reflection in glasses




Good

EYE GLASSES

- There should be no reflections from the eyeglasses
- Glasses should not have tinted lenses
- Photographs must show eyes clearly
- Heavy (thick) frames should be avoided, lighter frames are preferred
- Frames should not cover any part of the eyes
- **It is strongly recommended that glasses be removed**

Guideline for good quality passport photographs



DRESS/ATTIRE

- Photographs should display appropriately clad images and exposed shoulders and chest should be avoided
- Bright-coloured clothing is not recommended. Where bright-coloured clothing is worn, the colour of the clothes should not reflect on any part of the face
- Black attire is recommended

Guideline for good quality passport photographs



Looking up, mouth open



*One ear shown,
portrait style*



*Person looking away,
one ear shown*



Smiling




Good

POSE AND EXPRESSION

- The photograph should show the subject facing square on, looking directly at the camera
- Photographs should provide a full frontal view of the head, neck and top of the shoulders with ears clearly visible
- Expression should be neutral. Smiling is not-acceptable.

Guideline for good quality passport photographs



I certify that this is
a true photograph of
Jane Doe.

Malcolm Bomer
JF # 123
8/5/13

Good certification (Back
View)

HANDELING OF PHOTOGRAPHS

- Stamps or seals should not be affixed to photographs
- Only one photograph should be certified, which should bear the inscription: ***“I certify that this is a true photograph of the applicant _____”***
- Do not affix photo to application form
- Avoid the use of paperclips and staples as these can damage the image/photo
- Carry photographs in proper packaging to preserve quality